

Report of Cash and Disbursements


November 2011

In compliance with Section 114.026 of the Texas Local Government Code, the report of Cash and Disbursements of County Funds for the month of November 2011 is submitted hereby.

I hereby certify that this is a true and correct statement of collections and disbursements in the Trinity County Treasurer's Office and disbursements include any transfers that have been made.




Jo Bartee, County Treasurer



Sheila Johnson, County Auditor

THE UNDERSIGNED HEREBY APPROVE THE FOREGOING REPORT:



Doug Page, County Judge




Grover Worsham, Commissioner Pct. #1



Richard Chamberlin, Commissioner Pct. #2



Cecil Webb, Commissioner Pct. #3



Jimmy Brown, Commissioner Pct. #4

ACCOUNT NUMBER AND TITLE	STARTING BALANCE	DEBIT BALANCE	CREDIT BALANCE	ENDING BALANCE
10-110-200 SAVINGS IN BANK GENERAL FUND	99,361.30	296,426.12	346,008.56	49,778.86
11-110-200 Savings in Bank-RECORDS MGT	20,597.58	3,454.22	13,448.34	10,603.46
12-110-200 Savings in Bank-GENERAL ESCROW	41,528.32	406.90	1,398.61	40,536.61
13-110-200 Savings in Bank-LIBRARY FUND	7,825.11	456.31	70.00	8,211.42
14-110-200 Savings in Bank-SECURITY FUND	3,635.51	668.57	0.00	4,304.08
15-110-200 SAVINGS IN BANK -SHERIFF SPEC CRIME	2,886.45	0.47	0.00	2,886.92
16-110-200 Savings in Bank-TITLE III	2,099.36	0.36	0.00	2,099.72
17-110-200 Savings in Bank-COUNTY ATTORNEY	44,685.93	6.70	5,239.18	39,453.45
18-110-200 SAVINGS IN BANK FOREST SERVICE	183.19	0.00	0.00	183.19
21-110-200 Savings in Bank-ROAD & BRIDGE #1	10,286.63	5,280.76	19,365.76	3,798.37-
22-110-200 Savings in Bank-ROAD & BRIDGE #2	23,194.06	920.75	2,303.47	21,811.34
23-110-200 Savings in Bank-ROAD & BRIDGE #3	32,409.75	2,109.32	19,808.08	14,710.99
24-110-200 Savings in Bank-ROAD & BRIDGE #4	33,934.00	3,756.55	26,662.90	11,027.65
30-110-200 SAVINGS IN BANK	0.00	0.00	0.00	0.00
31-110-200 Savings in Bank - Special 2008 Cert	77,802.94	6,718.41	0.00	84,521.35
32-110-200 SAVINGS IN BANK-TRINITY CO HISTORIA	0.00	0.00	0.00	0.00
41-110-200 SAVING IN BANK-SEIZED FUND CONST#1	323.68	0.01	0.00	323.69
42-110-200 SAVING IN BANK-SEIZED FUND CONST#4	9,951.89	1.64	0.00	9,953.53
43-110-200 SAVINGS IN BANK-SEIZED FUND CO ATTY	0.00	0.00	0.00	0.00
44-110-200 SAVINGS IN BANK-DA SEIZED FUNDS #2	27,758.77	4.56	0.00	27,763.33
45-110-200 SAVINGS IN BANK J.P. SECURITY FUND	7,025.23	84.12	0.00	7,109.35
46-110-200 SAVINGS IN BANK JURY SERVICE FUND	2,504.00	1,798.48	1,824.00	2,478.48
47-110-200 SAVINGS IN BANK-COURT TECHNOLOGY	920.97	350.65	185.01	1,086.61
48-110-200 SAVINGS IN BANK-SEIZED FUNDS PEND	9,293.86	1.52	0.00	9,295.18
49-110-200 SAVINGS IN BANK-SHERIFF SEIZURE FD	22,611.98	3.63	1,182.28	21,433.33
50-110-200 SAVINGS IN BANK - D/A HOT CHECK	1,328.68	0.22	0.00	1,328.90
51-110-200 SAVINGS IN BANK - D/A SPECIAL CRIME	9,652.86	1.58	0.00	9,654.44
52-110-200 SAVINGS IN BANK - D/A LEOSE FUND	4,537.28	0.75	0.00	4,538.03
53-110-200 SAVINGS IN BANK - SHERIFF LEOSE	1,540.29	0.26	0.00	1,540.55
54-110-200 SAVINGS IN BANK AIRPORT FUND	333.74	0.00	0.00	333.74
55-110-200 SAVINGS IN BANK-MISC GRANT FUNDS	5,178.52	5,993.00	6,225.80	4,945.72
56-110-200 SAVINGS IN BANK CONST. PCT#1 LEOSE	3,477.76	0.54	323.00	3,155.30
57-110-200 SAVINGS IN BANK CONST. PCT#3 LEOSE	6,976.52	1.15	0.00	6,977.67
58-110-200 SAVINGS IN BANK CONST. PCT#4 LEOSE	5,424.73	0.89	0.00	5,425.62
59-110-200 SAVINGS IN BANK TCDP GRANT 2002	0.00	0.00	0.00	0.00
60-110-200 SAVINGS IN BANK MOTEL TAX	3,562.86	0.49	810.04	2,753.31
61-110-200 SAVING IN BANK-FEMA - HURRICANE IKE	4,988.58	0.00	0.00	4,988.58
62-110-200 SAVINGS IN BANK-HAVA GRANT	7,766.18	1,499.90	155.12	9,110.96
63-110-200 SAVINGS IN BANK VINE GRANT	0.00	0.00	0.00	0.00
64-110-200 SAVINGS IN BANK-AVIATION GRANT	0.00	0.00	0.00	0.00
65-110-200 SAVINGS IN BANK DARE	0.00	0.00	0.00	0.00
66-110-200 SAVINGS IN BANK COURTHOUSE PRSVN	379,228.22	185.74	3,243.63	376,170.33
67-110-200 RESTITUTION -(JP #3)	6,994.07	1.15	0.00	6,995.22
68-110-200 CONSTABLE #2 LEOSE	1,153.83	0.19	0.00	1,154.02
93-110-200 SAVING IN BANK PAYROLL FUND	777.49	0.00	0.00	777.49
GROUP-TOTAL	923,741.92	330,135.91	448,253.78	805,624.05
REPORT TOTAL	923,741.92	330,135.91	448,253.78	805,624.05

2011

SPECIFIED-ACTIVITY-REPORT -- 11-01-2011 THRU 11-30-2011

PAGE 1

10:37 AM - SAVINGS IN BANK R&B #4

PREPARER:0004

ACCOUNT NUMBER AND TITLE	STARTING BALANCE	DEBIT BALANCE	CREDIT BALANCE	ENDING BALANCE
24-110-250 CASH - SAVINGS	39,338.18	0.00	0.00	39,338.18
GROUP-TOTAL	39,338.18	0.00	0.00	39,338.18
REPORT TOTAL	39,338.18	0.00	0.00	39,338.18